

Contents

The following Help Topics are available:

Main Screen

- [Main Navigation Screen](#)

Soccer Skills

- [Skills Sequencer](#)

Skills Analyzer

- [Using Guide and Video](#)
- [Two Video Angles of the Correct Way](#)
- [Comparing Correct and Incorrect Ways](#)
- [Comparing Different Skills](#)

Know the Game

- [Roles and The Field](#)
- [Using Your Skills](#)

Team Play

- [Micro Soccer](#)
- [In Depth](#)

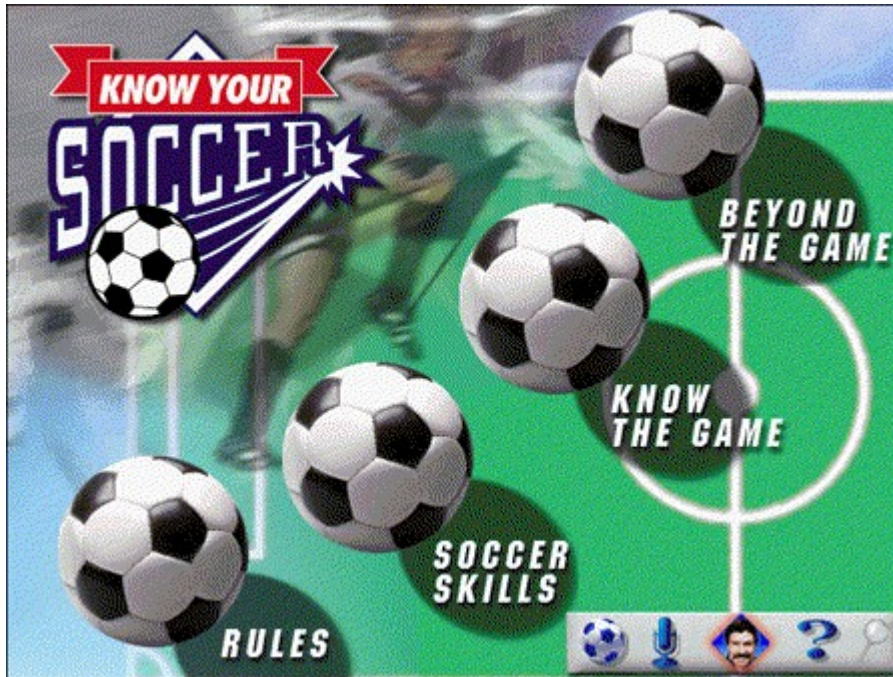
Beyond the Game

- [Beyond the Game](#)

About Us

- [Axia Multimedia Corporation](#)
- [Content Expert - Tony Waiters](#)
- [Other Sport Products From Axia](#)

Main Navigation Screen



Know Your Soccer is organized into four main sections that can be easily accessed through the **Main Menu**. Make sure you explore them all!

- **Beyond the Game:** Provides principles of fair play, reasonable expectations, etc. for players, coaches, parents.
- **Know the Game:** Offers basic and advanced information about player 'Roles', 'The Field', 'Using Your Skills', and 'Team Play'.
- **Soccer Skills:** Allows you to learn about individual defence and offence skills using Axia's 'Skills Sequencer' and 'Skills Analyzer', part of Axia's proprietary and patented learning systems.
- **Rules:** Provides a great multimedia resource for the rules of soccer. There's also a special section covering the rules for Tony Waiters' "Micro Soccer".

Exploring is easy: A navigation bar is found throughout the program which gives you quick access to the **Main Menu**, the program **Guide**, instructional **Audio** from [Tony Waiters](#), the **Help** section, and **In Depth Analysis**.

Skills Sequencer



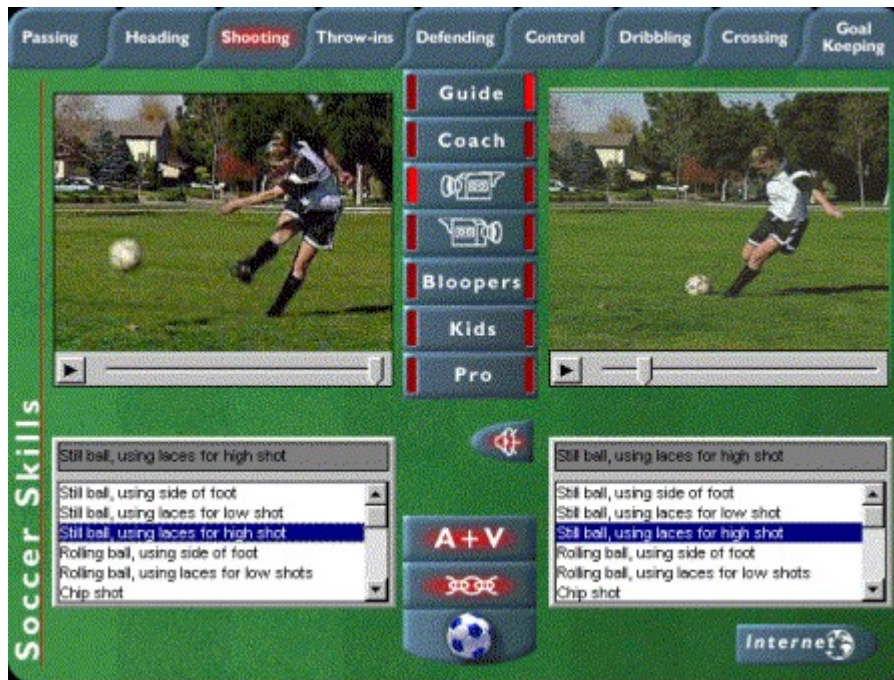
Clicking on the **Soccer Skills** area from the **Main Menu** takes you to the Soccer Skills section where you have access to two powerful learning tools: The 'Skills Sequencer' and 'Skills Analyzer'. Here's how the Skills Sequencer works:

When in the 'Skills Sequencer' mode, each key skill area is broken down into easy to follow step-by-step instructions. You can use this powerful multimedia tool to:

- Get a description of each step in the sequence of a particular soccer skill.
- Review each individual step and view how sequential steps flow together to demonstrate how they work together in proper progression.
- Manipulate video backwards and forwards as the Guide or Coach audio for the skill being played.

Clicking on the bottom player icons displays step specific video and DETAIL card with a still image of the step and textual information on the back. To access the text, click on the bottom right corner of the DETAIL card. You'll also have access to 'Guide' audio describing the correct way to perform the selected step, and [Tony Waiters](#) audio providing the reasons why the selected skill is important.

Skills Analyzer - Using Guide and Video



The Skills Analyzer mode allows you to explore each skill in even more detail.

You can enter the Skills Analyzer mode, once a skill is selected, by simply clicking on the 'Magnifying Glass' on the navigation bar. Video of the skill being explored will automatically play in the left window. In the right window you will find a still image along with a detailed audio description of the same skill. You can manipulate the video backwards and forwards by using the mouse cursor to drag the progress button on the bar beneath the video window while listening to Audio play in the other window. This offers an extremely powerful way to learn. You have complete control over which portions of video and audio you want to view and hear.

Skills Analyzer - Navigation

Along the top of the screen you will find Skill areas within the game of soccer (i.e. Passing, Heading, Shooting, etc.)

The lower left and right hand boxes each provide a list of **Variations** for each Skill. Each box controls the content for the presentation window immediately above it.

Down the center of the screen you will see icons for different aspects. Each offers an opportunity to view skills and variations in a number of different ways.

Click on **Guide** to hear the detailed audio description of the Skill Variation.

Coach will give you the explanation of why the selected Skill Variation is important to learn.

1st Camera Angle shows the video for the chosen Skill Variation from an angle opposite to that shown in **2nd Camera Angle**.

2nd Camera Angle shows the video for the chosen Skill Variation from an angle opposite to that shown in **1st Camera Angle**.

Bloopers gives you an opportunity to compare common mistakes players make.

Kids is a video montage of young players performing the skill.

Pro is a video montage of advanced players performing the skill.

Clicking on the *right side* of the center buttons controls the content in the right presentation window.

Clicking on the *left side* of the center buttons controls the content in the left presentation window.

Clicking on **Link** allows you to link and unlink the specific Skill Variations viewed in each presentation window. For example, when the windows are linked, you can view the **1st Camera Angle** in the left presentation window and the **2nd Camera Angle** in the right presentation window for the same Skill Variation (i.e. 'Rolling ball-using side of foot'). When the windows are unlinked, you can look at the same or different aspects of different Skill Variations (i.e. 'Rolling ball-using side of foot' in one window and 'Rolling ball- using laces for low shots' in the other).

Clicking on **A+V** allows you to toggle audio on or off.

Where there is more than one example of a Skill Variation, you will see a bar that indicates **1 of X pages**.

Click on the right or left arrows to move between examples.

Skills Analyzer - Two Video Angles of the Correct Way



Different aspects of each Skill Variation can be explored by clicking the buttons down the middle of the screen. In this example, the 'Shooting' Skill is selected and 'Chip Shot' is the Skill Variation chosen for both screens. The left presentation screen shows the 1st Camera Angle aspect of the 'Chip Shot' while the right screen shows the 2nd Camera Angle aspect of the 'Chip Shot'.

When used this way, it's possible to compare different aspects, in this case two video angles, of the same 'Chip Shot'.

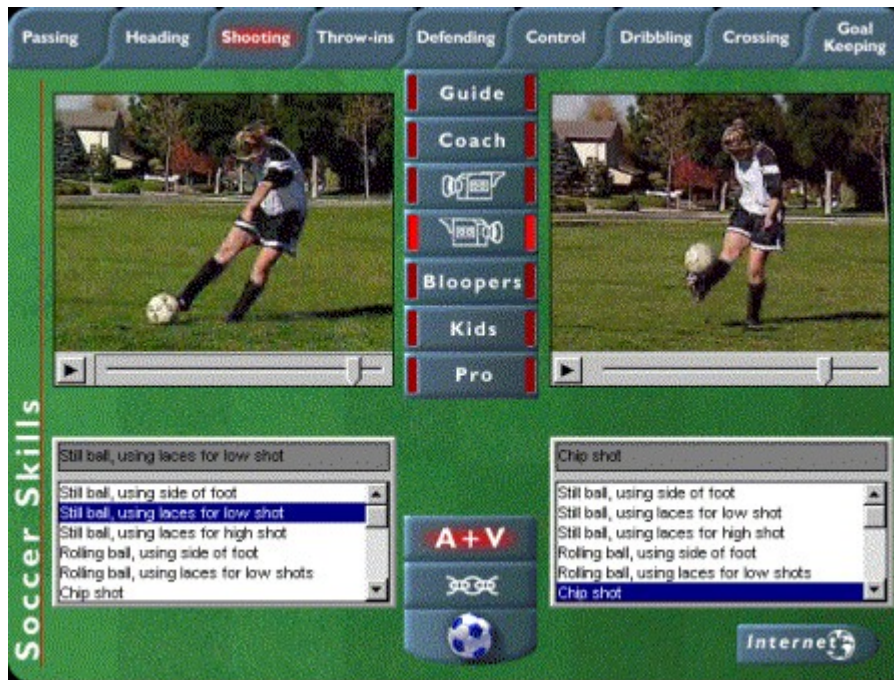
Skills Analyzer - Comparing Correct and Incorrect Ways



You can also use the 'Skills Analyzer' in another powerful way to directly compare the right and wrong way to perform a skill. In this example, 'Passing' is the chosen Skill and 'Push pass' is the Skill Variation chosen for each presentation window. The left presentation window shows the 1st Camera Angle of the correct way to perform the 'Push Pass' (with the player's head down) while the right presentation window shows the incorrect way or 'Bloopers' also in the form of video (with the player's head up).

This direct comparison of the correct and incorrect ways to perform a skill, and the ability to manually manipulate both video and audio, create a fun and effective user centered learning environment.

Skills Analyzer - Comparing Different Skills



Another way to use the 'Skills Analyzer' is to compare different Skill Variations within a particular Skill area. For instance, the diagram below shows different Variations of 'Shooting'. In the left presentation window is an example of one Variation ('Still ball-using laces for low shot') and another in the right ('Chip shot'). This, too, is a powerful way to learn. It helps you come to understand the sometimes subtle, yet important, differences between very similar things. In this case, the 'Still Ball Shot' and the 'Chip Shot'.

Know the Game - Roles and The Field



From the **Main Menu**, select **Know the Game**. This section is divided into four areas: **Roles**, **The Field**, **Using Your Skills**, and **Team Play**. Each can be accessed by selecting one of the four soccer shirts in the bottom of the screen.

Know the Game - Roles

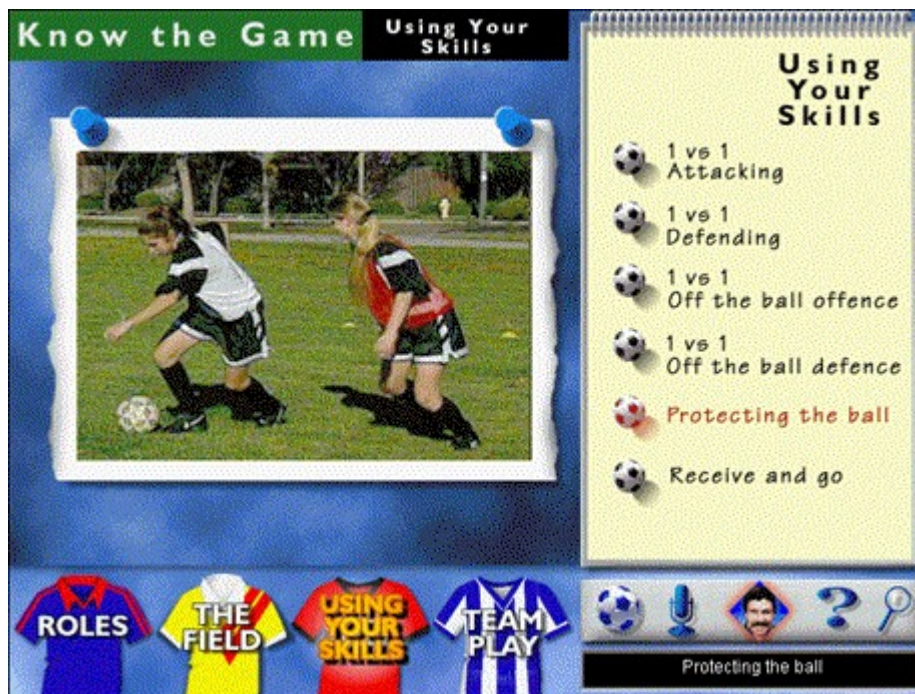
Roles provides specific information about the roles and responsibilities of each player position in the Defending, Middle and Attacking Thirds of the field.

[Tony Waiters'](#) description of player roles can be heard by clicking on the players on the field or from the list found within the Roles menu on the right side of the screen.

Know the Game - The Field

The Field provides detailed information about the location and dimensions of the Defending, Middle and Attacking Thirds of the field through the engaging audio of Tony Waiters.

Know the Game - Using Your Skills



From the **Main Menu**, select **Know the Game**. This section is divided into four areas: **Roles**, **The Field**, **Using Your Skills**, and **Team Play**. Each can be accessed by selecting one of the four soccer shirts in the bottom of the screen.

Using Your Skills applies individual skills in commonly encountered one-on-one game situations (1 vs. 1 Attacking, 1 vs. 1 Defending, etc.). This is the first application of individual skills to team play. Audio descriptions of these common game situations can be heard by selecting any of the items from the list on the right side of the screen.

Selecting the 'Magnifying Glass' in the navigation bar opens **In Depth Analysis of Using Your Skills**. Here you will find videos of the skills as they apply to common game situations and more coaching tips by [Tony Waiters](#).

These different 'levels' are targeted at more experienced players / coaches and will challenge you and increase your depth of learning.

Team Play - Micro Soccer



From the **Main Menu**, select **Know the Game**. This section is divided into four areas: **Roles**, **The Field**, **Using Your Skills**, and **Team Play**. Each can be accessed by selecting one of the four soccer shirts in the bottom of the screen.

Team Play is a showcase for [Tony Waiters'](#) "Micro Soccer"; a unique three-on-three form of soccer enjoyed the world over by players from every age group. Through Tony Waiters' innovative use of triangles, offensive and defensive player positions and responsibilities are described for the Defending, Middle and Attacking Thirds of the field. 3 on 3 'Micro Soccer' play gives players more touches of the ball and action driven chances to learn the key principles that apply to any game of soccer.

Team Play - In Depth



From the **Main Menu**, select **Know the Game**. This section is divided into four areas: **Roles**, **The Field**, **Using Your Skills**, and **Team Play**. Each can be accessed by selecting one of the four soccer shirts in the bottom of the screen.

From the Micro Soccer screen, once an area of the field has been selected, clicking on the 'Magnifying Glass' opens **In Depth Analysis** where you learn about 'Principles of Play' utilizing actual 'Micro Soccer' game video. You'll also hear additional audio descriptions provided by [Tony Waiters](#). Select the **Coach** and **Video Angle** buttons in the center of the screen to view the six different principles.

Beyond the Game



The **Beyond The Game** section of the program provides information that goes 'beyond' individual skills and rules of the game of soccer. Selecting any of the foreground banners lets you hear about equally important aspects of the game of soccer. These include: 'Being a Team Player', 'Attitude', 'Being a Parent', and more. **Beyond The Game** adds a dimension to **Know Your Soccer** all too often forgotten in other programs. Parents, coaches, fans and players will appreciate this key section of **Know Your Soccer**.

Axia Multimedia Corporation

Axia is a pioneer and leading-edge developer of technology-based personal learning products. Axia's products are based on patented (United States Patent #5,449,293) recognition systems and other powerful learning tools that provide stimulating and challenging learning environments. As with other titles, Axia's Sport Series is committed to providing innovative learning environments – environments that uncover fundamental knowledge and skills. Axia is developing learning products in other areas as well. To find out more, visit our WEBSITE at www.axia.com/knowledge.

Content Expert - Tony Waiters

Tony, being brought up in Britain, was raised with a passion for soccer. It was this passion that led him to pursue a degree in Physical Education from Loughborough College, made him a National Team Goalkeeper and NASL Coach-of-the-Year [1978].

Tony is one the foremost educators on the sport of soccer in the United States and Canada. He has coached at every level, including World Cup and the Olympics as well as professional soccer in both England and North America. . To this day, he still believes that soccer is the greatest game on earth and he has now brought his passion for and his knowledge of the game of soccer to you through Axia's Know Your Soccer.

E-mail: wos@mortimer.com, Fax (604-921-8964) or Phone 1-800-SOCCER-8 (762-2378) for a free catalog and information regarding coaching and teaching materials, equipment and programs.

Other Sport Products From Axia

Want to know more about other sports? We also offer:

Know Your Baseball: This comprehensive program is the Official Education Program for Little League. Resources include Basic, Tee Ball & Advanced Coach's Manuals , Basic & Tee Ball Player Passports, an instructional Planning a Practice video and Axia's comprehensive Know Your Baseball CD-ROM.

Know Your Hockey: Developed in conjunction with Craig Simpson, FOX TV analyst, Ron Mason, USA Amateur Sports Coach and Aquila Productions, creator of NHL programming and in-arena scoreboards. Resources include a CD-ROM and Player Passports. Know Your Hockey is a licensed NHL product.

